










Collaboration Day Survey

1. What is the overall rating of today's collaboration day?			
		Response Percent	Response Count
Excellent	<div></div>	22.2%	4
Very Good	<div></div>	50.0%	9
Good	<div></div>	11.1%	2
Fair	<div></div>	16.7%	3
Poor		0.0%	0
If fair or poor, share how it could have been better.			5
	answered question		18
	skipped question		0

2. What were the strengths of today's collaboration? Check all that apply.			
		Response Percent	Response Count
Found it relevant to my content area		44.4%	8
Was able to understand how the various topics presented can connect to what I do in my classroom		55.6%	10
Saw some new tools being used today		100.0%	18
Presentations provided good examples that made it easier to understand how the various tools can be used		61.1%	11
Presenters were knowledgeable about their topics		61.1%	11
Presenters were able to answer my questions or direct me to where I could find an answer		38.9%	7
Topics were varied		38.9%	7
Schedule was well organized		55.6%	10
Presentations were an appropriate length of time		72.2%	13
Additional comments about the day you would like to share with regard to strengths or items you checked above.			3
answered question			18
skipped question			0

3. How could the training be improved?		
		Response Count
		8
	<i>answered question</i>	8
	<i>skipped question</i>	10

4. Would you recommend attendance at a collaboration day to other educators in your district?			
		Response Percent	Response Count
Yes	<div><div></div></div>	100.0%	18
No		0.0%	0
If no, why not?			0
		<i>answered question</i>	18
		<i>skipped question</i>	0

5. What do you need as a follow-up to this training? Include your name and school if you would like a coach to get in touch with you for additional support.		
		Response Count
		8
	<i>answered question</i>	8
	<i>skipped question</i>	10

6. What did you get at today's collaboration that you can take back with you and implement in your classroom, school or district?

		Response Count
		16
	<i>answered question</i>	16
	<i>skipped question</i>	2